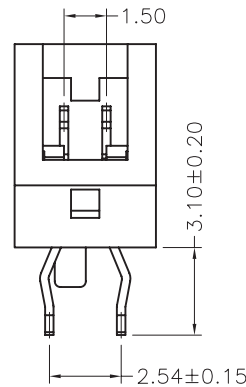
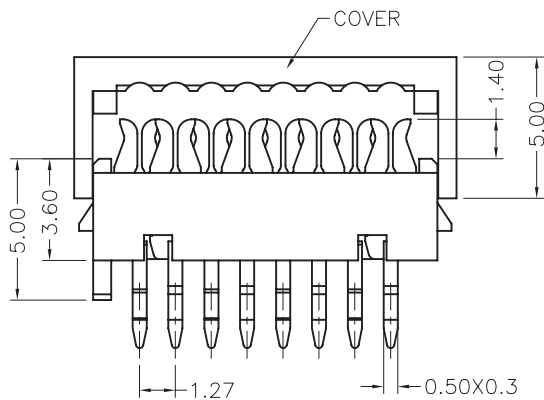
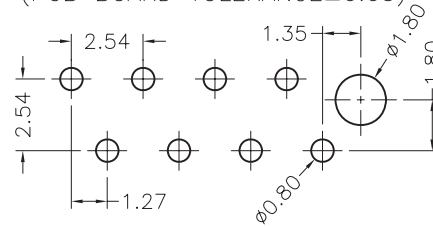


Recommended P.C.B Layout (Top Side)  
(PCB BOARD TOLERANCE ±0.05)



Pos	A	B
04	8.45	2.54
06	10.99	5.08
08	13.53	7.62
10	16.07	10.16
12	18.61	12.70
14	21.15	15.24
16	23.69	17.78
18	26.23	20.32
20	28.77	22.86

## Specifications

- Current Rating: 1A
- Insulation Resistance: 1000MΩ Min.
- Contact Resistance: 20mΩ Max.
- Dielectric Withstanding Voltage: 500V AC for 1 minute
- Operating Temperature: -40°C to +105°C
- Insulator: High Temperature Plastic, UL94V-0 Rated
- Contact Material: Phosphor Bronze
- Contact Plating: Tin Plated over Nickel

## Part Numbering System

**IM127-S - XX - T B**

- Series** —
- # of Contact:** —
- Contact Plating:** —
- T = Tin
- Packaging:** —
- B = Tube
- T = Tape & Reel

General Tolerance	
X. ± 0.50	X.° ± 5°
.X ± 0.20	.X° ± 2°
.XX ± 0.10	.XX° ± 1°
Units : mm	